



# Q3300

Select Dental  
Chair Package

Q3300  
Dental Chair

Evogue  
Delivery System

Bel-Nova  
Dental Light



[dhpsupply.com](http://dhpsupply.com) | 800.626.2163

# Index

## **Q3300**

Select Dental Chair Package

---

- |    |                 |                 |
|----|-----------------|-----------------|
| 01 | <b>Q3300</b>    | Dental Chair    |
| 02 | <b>Evogue</b>   | Delivery System |
| 03 | <b>Bel-Nova</b> | Dental Light    |

01

**Q3300**  
**Dental Chair**

# Better Patient Care Starts with a Better Patient Chair.

## Optimal Comfort, Practitioner Efficiency

The Evogue Q3300 dental chair is more than just a chair—it's a partner in delivering superior care. Designed for optimal patient comfort and practitioner efficiency, it offers advanced ergonomics and intuitive controls in a sleek, modern design.



## Comfort made easy, care made better.

The Q3300 chair enhances patient comfort with a slim backrest for optimal access and relaxation. Intuitive controls, smooth motion, and effortless rotation streamline adjustments for practitioners, boosting efficiency and allowing greater focus on patient care.



## Convenient Swivel Controls

Each chair features accessible seat rotation controls on the backrest, with push-buttons that automatically unlock the seat for effortless swiveling. This feature enables flexible patient orientations, enhancing the practitioner's view and access to the oral cavity.



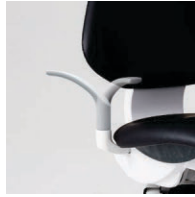
## Oral Cavity Access

The dual-articulating headrest mechanism allows the cushion to be rotated forward or backward for better viewing and access to the maxillary and mandibular arches. This precise adjustment enhances visibility, reduces physical fatigue, and minimizes interruptions for smoother, more accurate procedures.



## Reassuring Qualities

The armrests rotate outward to facilitate smoother patient entry and exit, alleviating strain for both patients and dental staff. Built for frequent use and stability, these armrests accommodate patients of all ages and mobility levels.



## Optimal Access

The Q3300 chair features a slim, contoured backrest that provides optimal access to the patient's oral cavity. Its streamlined design enables close positioning, minimizing discomfort and enhancing working posture during treatments.





**Thoughtfully designed  
with your needs in mind.**

Crafted to meet the highest standards of modern dentistry, our chairs offer four distinct styles, each tailored to your unique clinical environment and comfort needs. Every style is thoughtfully designed to cater to the ergonomic and aesthetic requirements of today's dental practices.

## The Center of Their Success.

At the heart of every successful dental practice stands more than just a chair—it's a trusted partner in your journey to provide exceptional care.



Meet the Evogue Q3300 dental chair —designed to be more than just a piece of furniture. It's an integral part of your practice's success story. Serving as a steadfast companion, it embodies trust and dependability, standing as a symbol of your commitment to excellence.

Elevating the standards of dental chairs, the Q3300 masterfully integrates innovative design with exceptional functionality. Its synchronized reclining mechanism effortlessly adjusts to guide patients into optimal treatment positions, while its sleek, accessible design provides ease of reach from every angle. These smart features not only simplify the dentist's workflow but also ensure that every patient receives optimal care with minimal adjustments, redefining efficiency and comfort in modern dental practice.

For generations, Belmont has created dependable dental chairs that serve as the cornerstone of successful practices. Upholding unwavering standards of care is vital to cultivating a loyal patient base and a thriving practice. The Q3300 is more than just a chair—it embodies a commitment to a higher standard of care. With the Q3300 by your side, rest assured in your ability to provide your patients with the pinnacle of comfort and care, bolstering your practice for years to come.



# Belmont Quality.

## Proven Reliability

Our hydraulic cylinders ensure smooth, precise movements essential for patient comfort and effective procedures. For decades, our designs have passed the rigorous 100,000-cycle durability test, assuring long-lasting performance..

By using fewer components and manufacturing in-house, we minimize malfunctions and ensure consistent quality, offering unparalleled precision and reinforcing Takara Belmont's status as a global leader in dental equipment.

### Hydraulic Cylinder High Precision

---

Tolerance  
**Within 0.00083"**

---

Tolerance  
**Within 0.00098"**

---



Customized for your workspace,  
one stitch at a time.



ULTRALEATHER®

Ultraleather offers luxury and durability, ideal for high-traffic areas. It maintains elegance and performance, even under demanding use.

APRICOT	ARCTIC	BALTIC	CASHMERE	CHARCOAL	CHIANTI
DIPLOMAT BLUE	DOVE GREY	EUCALYPTUS	LICORICE	MICA	OCEAN BLUE
PARROT	PEWTER	PLUM	RAVEN WING	SAND	SHETLAND
TAUPE	WALNUT	CURRY	PAPYRUS	STONE	

ALLANTE FREE®  
STANDARD VINYL

Allante Free combines eco-friendly, PVC-free design with leatherlike finesse, offering a sustainable luxury option.

AUTUMN RAIN	CHATEAU GREY	CHOCOLATE SUNDAE	ECLIPSE	GARDEN GREEN	GIBRALTAR
PROVINCE BLUE	TAUPE FAWN	WARM SMOKE	OLD NAVY	RED TRUFFLE	INK

MAVERICK

Maverick vinyl blends durability and a vibrant color palette, enhancing any décor with a bright and modern aesthetic.

BLUE	GREEN	YELLOW	ORANGE	GYPSY RED	RED BARN
------	-------	--------	--------	-----------	----------

02

# **Evogue Delivery System**

## **Evogue Flex**

### **Continental Delivery System**

---

### **Experience unrivaled efficiency with the Evogue Flex.**

The Evogue Flex continental-style delivery system is a meticulously engineered solution designed to elevate dental care. With intuitive controls and customizable configurations, it ensures every tool is effortlessly accessible. Its ergonomic design and adaptable arm adjust seamlessly to any treatment scenario, optimizing workflow and enhancing patient comfort while advancing your practice into the future of dental care.




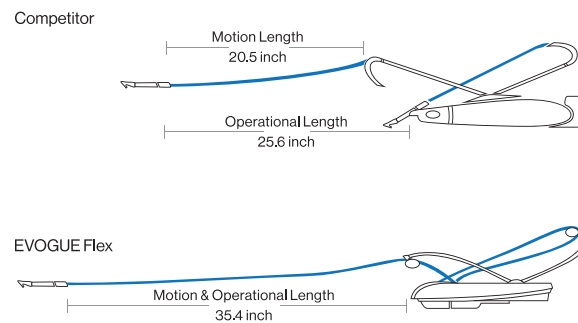
# Experience the Sensation of Zero Gravity.



Handpieces activate easily by lifting and gently pulling the hose and whip arm forward. The whip arm mechanism counters hose pull-back resistance, allowing handpieces to remain in a neutral, comfortable position while minimizing twisting motions that can cause fatigue and long-term health issues.

Each whip arm features a pivoting roller for improved side-to-side reach, accommodating various delivery head positions, whether to the side or over the patient's chest.

With extended forward hose reach that surpasses typical systems in the industry, the Evogue Flex provides enhanced flexibility, improved reach, and better access during procedures.





## Effortless Adjustments, Unimpeded Movement

The smooth rotation of the Evogue Flex delivery head allows handpieces to be effortlessly positioned within the practitioner's line of sight, enabling easy withdrawal and replacement without shifting focus from the patient's oral cavity.

Adjust the rotating delivery head and pivot the tray to position the table for optimal patient treatment, eliminating tubing pullback and ensuring smooth, uninterrupted movement while enhancing comfort and efficiency.



## Adaptive mounting solutions, versatile operating capabilities.

With two versatile mounting options, the Evogue Flex easily adapts to various treatment room configurations, ensuring seamless integration and optimal functionality across diverse environments.

The Evogue Flex's left-right swing mount is perfect for practices with multiple providers, enhancing efficiency by facilitating quick transitions between left and right setups. Belmont's swing mount can be adjusted in just 30 seconds by a single person without the need for tools or power, allowing assistants to easily switch between bookings while accommodating diverse working styles.

### Over-the-Patient Delivery

Traditional-Style Positioning / 4 Hands    European-Style Positioning / 2 Hands



### Left-Right Swing Delivery

Right-Handed / 2 Hands



Left-Handed / 4 Hands




Traditional-Style Positioning / 4 Hands



Traditional-Style Positioning / 4 Hands



# Crafted for Durability, Tested for Excellence.




## Endurance Test 500,000+ Cycles

**10 Times** per Treatment  
**x10 Times** per Day  
**x250 Days** per Year  
**x20 Years**

## Quality Assured

At the heart of the Evogue Flex delivery system is a commitment to precision engineering and reliable craftsmanship. Core components, such as the pivot motion mechanism, undergo rigorous testing—simulated over 500,000 cycles, equivalent to 20 years of daily use—to ensure dependable performance under the demands of modern dentistry.

This dedication to quality extends across the system, with every detail meticulously designed and evaluated to deliver long-lasting functionality. The result is a delivery system that upholds the highest standards of durability, providing peace of mind and a trusted solution for your practice.



## Evogue Traditional Delivery System

---

### Dynamic solutions for your evolving dental practice.

Designed for effortless control and versatile motion, the Evogue traditional-style delivery system adapts to evolving clinical needs while ensuring practitioner comfort. Its sleek, modern design adds sophistication to any office.





# Your Toolkit for Dental Excellence.

## Empowering a higher standard of care.

From concept to final product, the Evogue traditional delivery system is meticulously engineered for optimal performance and user experience. Combining convenience, accessibility, and modern design, it meets the exacting standards of today's dental practices.

With built-in chair controls, a pivoting head for precise instrument placement, and adjustable holders for easy handpiece access and retrieval, the Evogue traditional delivery system delivers a comprehensive solution that empowers dentists to provide exceptional care.



# Effortless Operation, Exceptional Results

Designed for optimal efficiency and convenience, the Evogue traditional delivery system positions handpieces, instruments, and patient controls at the forefront. Its pivoting feature ensures exceptional flexibility, simplifying operations and boosting productivity.



Handpiece air pressure gauge, Master On/Off switch, handpiece flush switch, bowl flush switch and cup fill switch, located on the side.



## Diverse mounting solutions, versatile operating capabilities.

The Evogue delivery system offers versatile mounting options that adapt seamlessly to diverse treatment room configurations, enhancing efficiency, aesthetics, and overall performance while providing reliable support.


Choose from two configurations: the classic over-the-patient delivery setup with optional cuspidor or vac-pac, and the versatile left-right swing mount designed to accommodate both left- and right-handed dentists. These options enable every dental practice to optimize their setup for enhanced efficiency and comfort.

### Over-the-Patient Delivery

Right-Handed User Preset



Left-Handed User Preset



### Left-Right Swing Delivery

Right-Handed User Setup



Left-Handed User Setup



\*Shown with and without optional cuspidor

## **Evogue Cart**

### **Mobile Delivery System**

---

**Experience unparalleled versatility and convenience with the Evogue cart.**

Meet the Evogue cart mobile-style delivery system, designed to elevate efficiency and flexibility in dental practices. With its compact, mobile design, it ensures effortless movement and positioning, optimizing space and workflow, while providing easy access to essential tools and instruments.

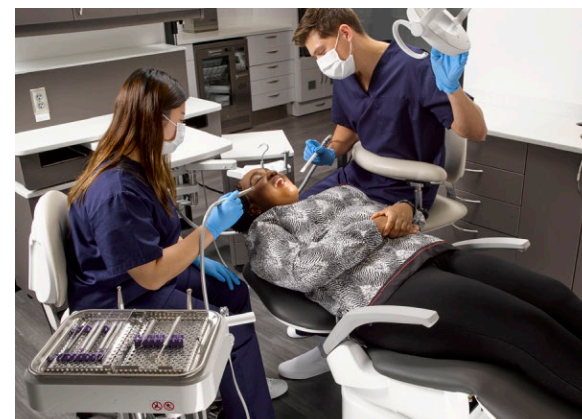




## Streamlined Efficiency for Modern Practices.

### Optimize Space & Workflow


The Evogue cart is an essential asset for small clinics and treatment rooms. Its compact design maximizes space, making it ideal for single-entry operatories where chair-mounted delivery isn't feasible. The cart's mobility keeps instruments within easy reach, enhancing workflow, supporting closer patient interactions, and fostering exceptional care in modern dental practices.



## Enhanced Efficiency

The Evogue cart features height adjustability for easy access to handpieces and the instrument tray. Customizable to fit your needs, these carts can include built-in fiber optics, a micromotor, and a scaler, optimizing workspace efficiency. An optional stainless-steel tray provides a convenient location to place the rheostat, helping to keep your treatment room organized and clutter-free.





## Evogue Cabinet-Mounted Delivery System

---

Evogue  
Rear Delivery



The Evogue cabinet-mounted delivery system delivers space efficiency with two mounting options—rear and side delivery. Its discreet placement behind the patient helps reduce pre-treatment anxiety and improves the overall patient experience.

The Evogue cabinet-mounted delivery system acts as the operational hub of your treatment room, seamlessly integrating essential instruments and functions to enhance efficiency. Its discreet design reduces visual clutter, alleviating patient anxiety while optimizing your workflow for maximum accessibility.

## Rear-Mounted Doctors & Assistants Delivery

---



## Rear-Mounted Assistants Instruments

---



## Side-Mounted Doctors Delivery

---



# Compassion Meets Efficiency.

**How can your practice create  
an environment of trust  
and comfort for every patient?**

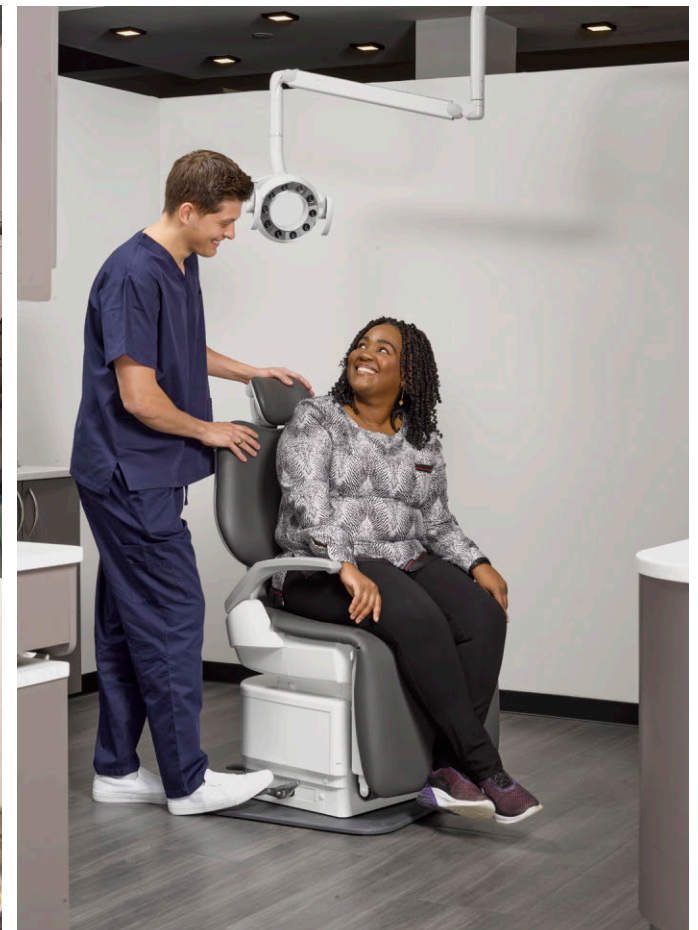
Dental care goes beyond procedures—it's about fostering trust, building relationships, and ensuring patients feel valued from the moment they step in.

The Evogue cabinet-mounted delivery system plays a pivotal role in shaping that experience, blending thoughtful design with seamless functionality to enhance patient comfort and practitioner efficiency.

Imagine a treatment space free from visual clutter, where sleek, integrated design creates a calming atmosphere that helps reduce patient anxiety. The Evogue system discreetly positions essential tools out of sight yet keeps them within effortless reach, ensuring your focus remains on your patients.

For practitioners, the streamlined rear delivery system transforms the treatment area into an efficient and organized workspace. With tools conveniently behind the chair, the design supports smooth task transitions, helping you provide care with confidence and ease.

By the end of each appointment, patients leave feeling reassured, valued, and confident in their care. The Evogue system is more than a tool—it's an investment in creating meaningful patient connections and elevating your practice. Let the Evogue system redefine what compassionate care looks like, one patient at a time.



03

# **Bel-Nova Dental Light**

## Bel-Nova Dental Light

---

### Innovation Meets Illumination

See your practice in a whole new light. Eliminate shadows and reduce eye strain with the Bel-Nova dental light. Its advanced LED array delivers powerful, cool illumination that mimics natural daylight, ensuring clear visibility and accurate color rendering of tooth shades and soft tissues. Enhance diagnostics and patient care while maintaining a comfortable environment with the Bel-Nova light.



# Illuminate with Confidence

With touchless sensor activation, stepless technology, and hygiene covers, the Bel-Nova light reduces surface contamination and promotes a clean treatment environment. Combining advanced lighting with easy-to-maintain hygiene standards, the Bel-Nova light enhances patient safety and confidence, making it a top choice for modern dental practices.



Intensity Adjuster:  
Stepless Control of Light  
Intensity Between 5,000  
and 34,000 LUX

Touchless Activation Sensor

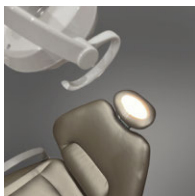
Detachable Lens Cover



Rotating Patient Mirror  
(Accessory)

## Lighting the Way

Belmont's Bel-Nova light boasts an advanced six-LED array designed to enhance patient treatment and composite work. The oval lighting pattern delivers precise illumination while minimizing eye discomfort and emitting less heat than traditional bulbs.



## Mounting Options

The Bel-Nova light is available in track, ceiling, post, wall, cabinet, and unit-mounted models to meet the installation requirements of your dental practice.



Post-Mounted



Ceiling-Mounted



Track-Mounted



Cabinet-Mounted



Wall-Mounted



Unit-Mounted

Light Attached to  
Left-Right  
Delivery System



 **Belmont**



[dhpsupply.com](http://dhpsupply.com) | 800.626.2163

**Belmont Equipment**

101 Belmont Drive, Somerset, NJ 08873  
(800) 223-1192 | [belmontequip.com](http://belmontequip.com)

Scan for All Brochures

